



Activate Rapport 4.4 License

Activate Rapport 4.4 License

- **Method 1: Activate Rapport 4.4 license via the Rapport server**
- **Method 2: Activate Rapport 4.4 license via website**
- **Method 3: Activate Rapport 4.4 license via logging online support case**

Method 1: Activate Rapport 4.4 license via the Rapport server

To Activate Your Rapport License On-line

1. Expand **Configuration Manager** and select **Licensing**.

The results pane shows your unactivated license key(s):

Name	Description
XXXXXXXXXXXXXXXXXXXX...	This is an Unactivated Wyse 259 device Enterprise key. The key expires on 2/18/2003. Doub
XXXXXXXXXXXXXXXXXXXX...	This is an Unactivated Wyse 1000 device Enterprise key. The key expires on 2/18/2003. Dou

2. Right-click the row for your Unactivated License Key and select **Activate**.

The Licensing Wizard dialog box is displayed:

Licensing Wizard

Please enter the Activation Code for this Sale Key. If you do not have an Activation Code, Click on the link below to obtain one.

<http://www.rapportlicensing.com>

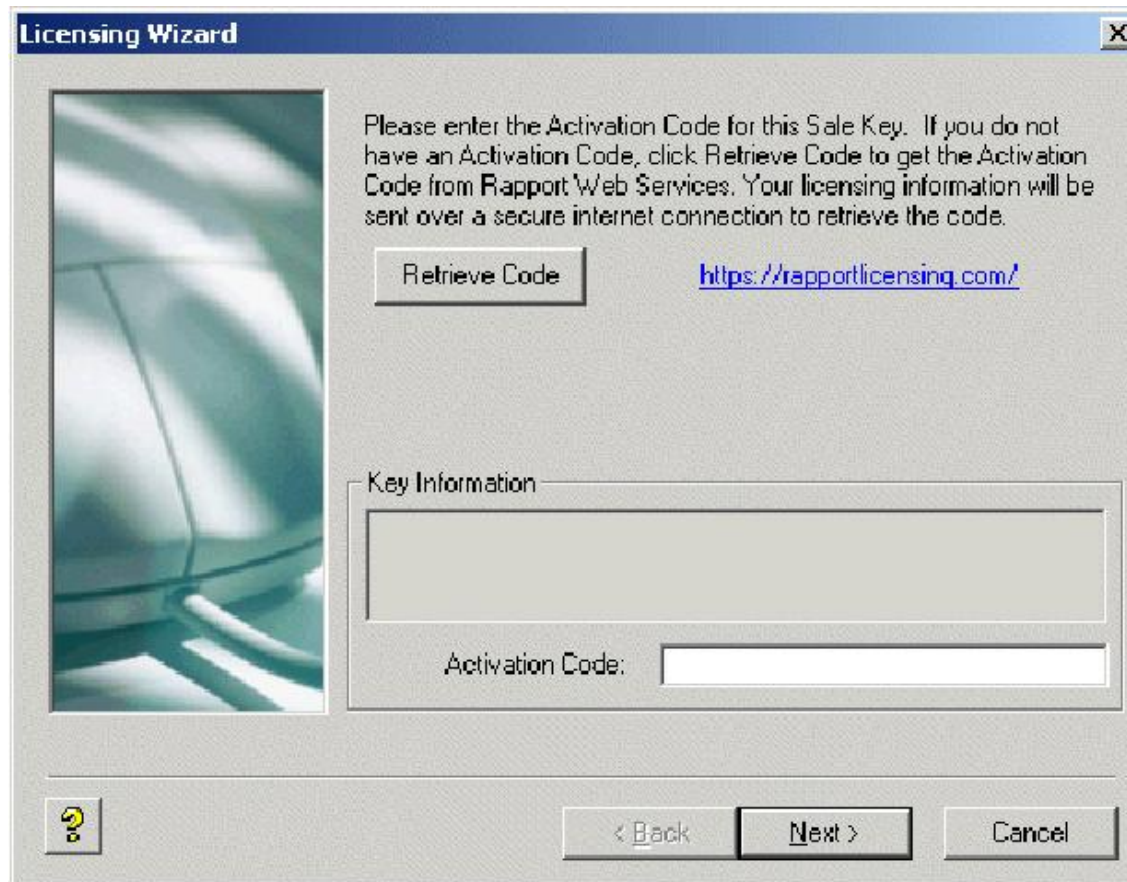
Key Information

Sale Key: XXXXXXXXXXXXXXXXXXXX...
 Unactivated Key: YYY-YYY-YYYYY-YYYYY-YYYY-YYYY

Activation Code:

< Back Next > Cancel

Activate Rapport 4.4 license via the Rapport server – Hit Retrieve Code



Activate Rapport 4.4 license via the Rapport server – Enter details

Validate Customer Information [X]

Please enter the Address Information used in the purchase order.
All fields are required.

Company Name:

First Name:

Last Name:

Street:

City:

State: or

Province:

Country:

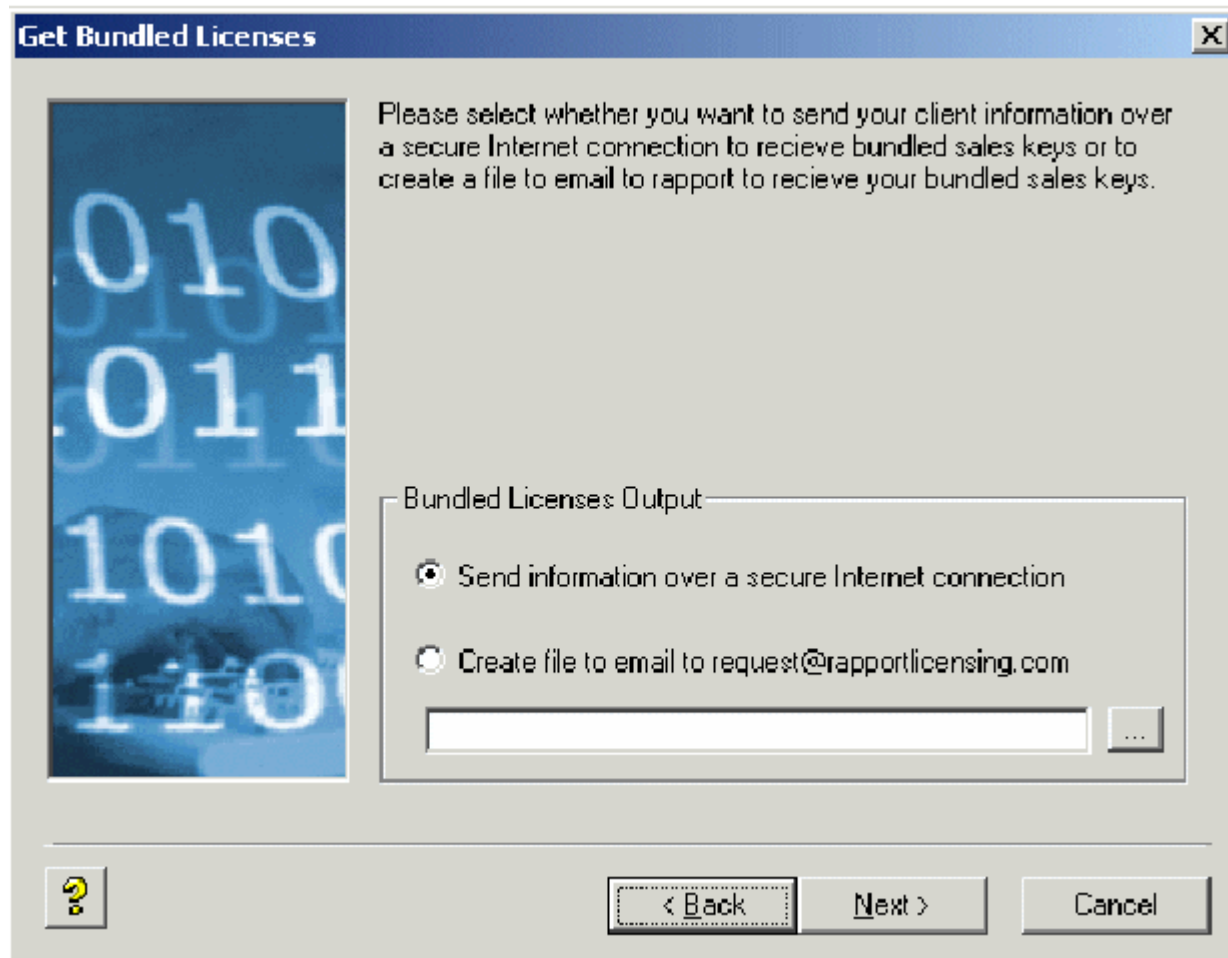
Zip Code:

Email Address:

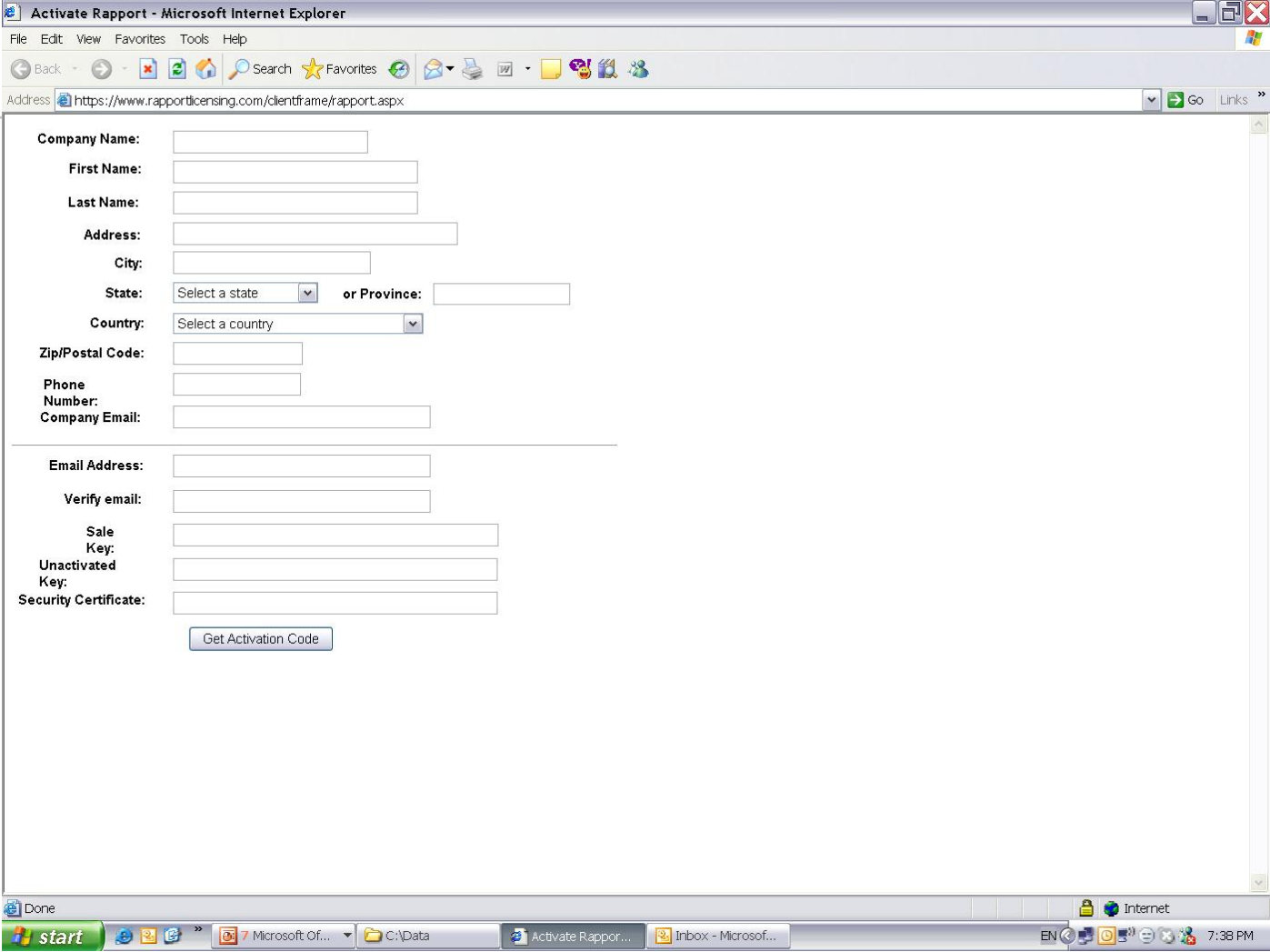
Phone Number:



Activate Rapport 4.4 license via the Rapport server – **Send now/later**



Method 2: Activate Rapport 4.4 license via website



<https://www.rapportlicensing.com/clientframe/rapport.aspx>

Activate Rapport 4.4 license via website – Enter company details

Activate Rapport - Microsoft Internet Explorer

Address: <https://www.rapportlicensing.com/clientframe/rapport.aspx>

Company Name:

First Name:

Last Name:

Address:

City:

State: **or Province:**

Country:

Zip/Postal Code:

Phone Number:

Company Email:

Email Address:

Verify email:

Sale Key:

Unactivated Key:

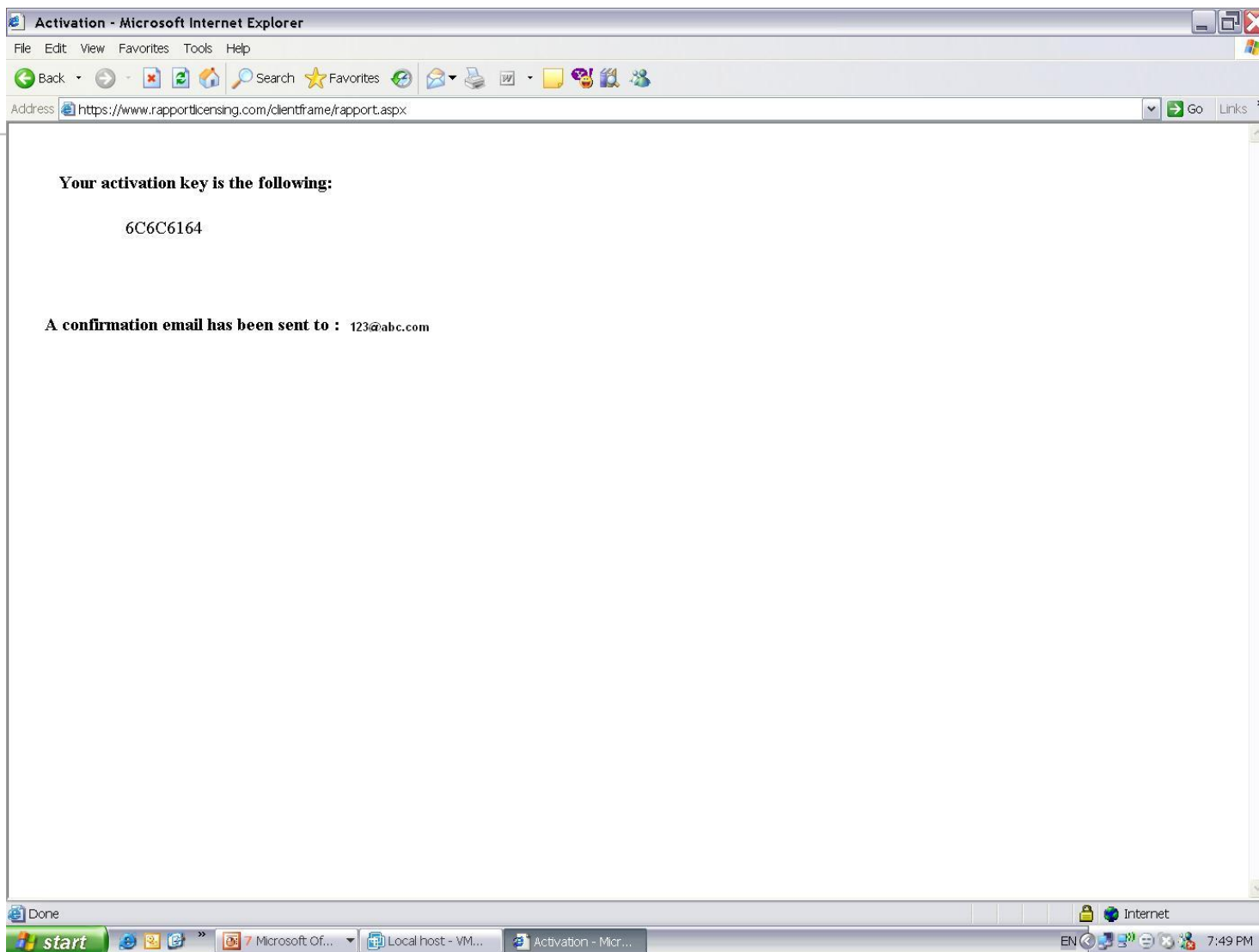
Security Certificate:

Done

start | Microsoft Of... | Local host - VM... | Activate Rappor... | av.JPG - Paint | Internet | 7:50 PM

<https://www.rapportlicensing.com/clientframe/rapport.aspx>

Activate Rapport 4.4 license on website – Activation key emailed/displayed



<https://www.rapportlicensing.com/clientframe/rapport.aspx>

Method 3: Activate Rapport 4.4 license via logging online support case

Technical Enquiries

* Required

First & last name * Company *

Email * Address *

Phone * Address *

 Postcode *

 Country *

Winterm model * Please select from either
GPT model * Winterm, GPT or
Other model * Other models.

Firmware build number *

Winterm add-on details (inc. build number) * State "NONE" if not required

Management software *

Problem subject *

Problem description *

Would you like to join the Wyse mailing list?... *

Submit

<http://www.wyse.com.au/wyse/contact/forms/technical-enq.html>